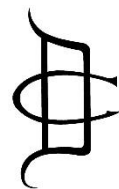


Camp Cris Dobbins

McNeil Scout Ranch at Peaceful Valley



2024 Leader's Guide - Scouts BSA



Updated 5/19/24

www.ScoutingColorado.org/Dobbins

Page 1 of 25



Welcome!

Thank you for choosing Camp Cris Dobbins, a Scouting Colorado camp for your 2024 summer camp experience. This Leader's Guide will outline all the logistical aspects of your summer camp experience. The Program Guide, a separate guide will outline the program specific information such as merit badges and other activities. If you have any questions about camp, please do not hesitate to contact any member of the Camp Management Team.

Camp Management Team Information:

Jack Loats Ranch and Camp Director Jack.Loats@scouting.org	Kaitlyn Mearing Program Director MSR.DobbinsProgram@scouting.org	Amy Bechtel & Colin Lanigan Asst. Program Directors MSR.DobbinsProgram@scouting.org
John Braselton Camping Specialist John.Braselton@scouting.org	JoLynne Conrad Program Team Admin. Asst. JoLynne.Conrad@scouting.org	Medical Team For Medical Questions MSRHealth@scouting.org

Welcome from the Ranch Director!

Dear Unit Leaders,

Welcome to the summer of 2024, I am excited to have your unit attend our camp this year. Our staff is also excited and prepared for this upcoming summer, and we hope you're ready for what McNeil Scout Ranch strives to be: the highlight of your unit's year. This summer at MSR, we will be led by six Guiding Principles: Safety, Mission, Guest Service, Excellence, Ownership, and Integrity.

Our first Guiding Principle is **Safety** because it is always most important. If Scouts and Leaders don't feel safe, they won't feel the impact and benefits of our program. We as a team ensure safety by earning the BSA Accreditation every summer. What this means is the assurance of safe facilities and highly trained staff.

Our **Mission** here at MSR is to provide each Scout with a memorable and challenging outdoor experience. MSR helps enrich the fundamentals of Scouting through unique opportunities for leadership and educational growth. Overall, MSR is here for the Scouts. We create outdoor programs that help first year campers and retain older Scouts. We strive to be the highlight of your unit's year, and something to look forward to the 51 remaining weeks out of the year.

Guest Service is something we are proud of here. We have a long tradition of going out of our way to ensure you have the best experience possible. We hold our staff to this tradition, and they are excited to help you in any way. We're available for you every step of the way: as you prepare to come to camp, when you arrive, and any follow-up after your great week at MSR.

Excellence, Ownership, and Integrity are our last three Guiding Principles. These, along with the first three, are the foundation of our culture at camp. We strive to be the best in everything that we do, to be proud of our second home, and to ensure that we always live out these guiding principles. We train our staff on their first day in how to exemplify these three, and we hope you'll be able to see these principles throughout your experience.

There's a lot to look forward to this summer, and I'm excited for you to be a part of it. I hope this Adult Leader guide helps give you the information you need to get your unit ready for an exciting week at Camp.



See you at camp!

Jack Loats Ranch and Camp Director / Jack.Loats@Scouting.org



Table of Contents

Welcome!.....	2
Summer Camp Preparation Timeline	4
Information and History of McNeil Scout Ranch	6
Guiding Principles of McNeil Scout Ranch	7
Payment Information	8
Paperwork Checklist	9
Pre-Camp Informational Meetings	10
Text Message Alerts Before and During Camp.....	10
Check-In Process	11
Parent’s Camp Information Page - Provide this page to Parents!	12
Camp Policies and Procedures.....	13
Campsite Rules and Accommodations	13
Camp and Ranch Rules and Regulations.....	15
Dining and Food Service	17
Youth Protection and Mandatory Reporting	19
Medical Information.....	20
Medications for Youth and Adults	21
Emergency Procedures	22
Camp Cris Dobbins Pro Tips.....	23
Trading Post.....	24
Family Night.....	24
Visitors In Camp	24
Helpful Documents and Links.....	25



Summer Camp Preparation Timeline

JANUARY:

- January 1st - 20% of Registration Due.

FEBRUARY:

- February 1st - 40% of Registration Due.
- If possible, complete unit swim checks at the unit level. Complete the form.
- Review Leader's Guide.
- Sign up leaders that are **planning** camp for text message alerts.

MARCH:

- March 1st - 60% of Registration Due.
- All registered participants will be loaded into CampDoc and notified that they need to complete their medical forms.
 - Ensure you have access to see all of your unit that is attending camp in CampDoc. If you cannot, email JoLynne.Conrad@Scouting.org.
 - Audit the list in CampDoc. If you are missing participants, register them in Doubleknot and notify JoLynne Conrad that they need to be added to CampDoc at jolynne.conrad@scouting.org. If you have someone that is not attending, email JoLynne to have them removed.
- Review Program Guide.
- Provide program (merit badges & classes) information from the Program Guide to Scouts. Collect their 1st, 2nd and 3rd choices for each merit badge period. Here is a helpful choice collection form.
- If possible, complete unit swim checks at the unit level. Complete the form.

APRIL:

- April 1st - 80% of Registration Due.
- Check completion status of medical forms in CampDoc. Contact those that are deficient.
- See if anyone in your unit is interested in white water rafting. Sign them up if they want to participate.
- Register for merit badges.
- If possible, complete unit swim checks at the unit level. Complete the form.
- Inform campers that have special diets to submit the form online through CampDoc.
- If applicable, complete Campership Application(s).

MAY:

- May 1st - Balance of Registration Due
- May 1st - Patrol Cooking Intent form is due. (If applicable)
- Audit registrations. Notify Council of any cancellations to avoid fees.
- Check completion status of medical forms in CampDoc. Contact those that are deficient.
- Inform/remind parents of medication and OTC policies.
- Audit the list of participants in CampDoc - notify JoLynne Conrad if participants need to be added or removed.



- Supply permission forms for those that need them. ([ATV's](#), [Cowboy Action \(NLSA\)](#), [Whitewater Rafting](#)). Collect completed forms to turn in on arrival.
- Supply packing lists and information to campers.
- Collect a list of those that will provide their own tents, and how many tents are needed from the camp
- If possible, complete unit swim checks at the unit level. [Complete the form](#).
- Inform families of Family Night and seek interest.

2 WEEKS BEFORE CAMP:

- Check completion status of medical forms in [CampDoc](#). Contact those that are deficient.
- Notify participants in your unit on information to carpool to camp.
- Collect any remaining permission forms.
- Inform campers of camp rules and policies from Leader's Guide.
- Inform campers of program information and activities from Program Guide and [ScoutingColorado.org/Dobbins](#).
- Sign up all **adult leaders attending** camp for [text-message alerts](#).
- Patrol Cooking Final Numbers form due. (If applicable).
- Submit your unit's camp-provided tent requests [here](#).
- Remind parents of youth medication and OTC policies.

11 DAYS BEFORE CAMP:

- All medical forms for all participants in your unit are due.
- Camp-Provided Tent Requests are due. [Click here for the form](#).
- Attend the 11-day meeting to get last-minute information about camp.

1 WEEK BEFORE CAMP:

- Complete the [Unit Check-In and Seatbelt Inventory form](#). Bring to camp.
- Collect a completed Family Night visitor count for your unit. Provide families with the online [link](#) to buy tickets. Bring final numbers to check-in.

DAY BEFORE CAMP:

- Ensure you have completed permission forms, [Unit Check-In Roster](#) and Swim Classification Record (if applicable).

ARRIVAL TO CAMP:

- Meet with your campers, take attendance and carpool to camp. Complete the [BSA Pre-Event Health Screening](#) (**for unit only, do not bring forms or results to camp.**)
- Prior to departure, collect all youth medications including OTC's to provide at check-in.
- Check into camp with your permission forms, Unit Roster and any other forms you have.



Information and History of McNeil Scout Ranch

For thousands of years, the Arapaho and Kiowa Indians inhabited the land now known as McNeil Scout Ranch at Peaceful Valley. In the late 1800's, the Native Americans were forced from their ancestral lands by European settlers.

In the 1950's, the Scouting movement was expanding rapidly, along with the nation's postwar population. The Council's existing Camp Tahosa was too small to support the future needs of the Denver area, and the search for a replacement began. In 1961, the Council purchased the 2,500-acre Peaceful Valley Ranch from the Abrahamson family.

Initial construction of Scout facilities took place in 1961-1963. Some of the old ranch buildings and equipment were removed and roads were opened. The brown lodge buildings we use today were constructed from kits. In 1965, Peaceful Valley Scout Ranch opened to campers. Tahosa was still the Council's main camp, so activity and expansion were limited to unit camping and a very small summer operation.

The first "real" summer camp took place in 1981 -- four weeks of camp, and a total of 480 campers! Food was prepared at the ranch house, which had become the ranger's home, and delivered to camp. Campers ate in a tent and got their meals from a counter located in what is now the Jackson QM (named in honor of Sam Jackson and his wife, Edna, the first ranch rangers and operators of that early camp). Camp was great, and the drive to expand had started!

In 1983 -1984, a 19 acre lake, at the site of a flood control dam, was dedicated to Harold Silver, a past council president. The current William R. Kephart Dining Hall opened in 1986 (and was renovated in 2019). Mr. Kephart was Scout Executive in that period, and was a major force behind the expansion of PV. The original camp facilities were renamed in honor of Cris Dobbins, who was a major contributor for the expansion. He had been successful in the energy business. On his death in 1987, he left a major endowment fund to the Council, with the stipulation that its income be used only for camp maintenance.


During the late 1980s, development of what is now Camp Dietler began. The camp opened as Camp Colorado in 1990. It was renamed Camp Cortlandt Dietler in 1993. As the Council grew, the need arose for a dedicated Cub Scout camping facility. Planning began for development of a new camp on the west side of the ranch. Initial construction took place during 1992-1993. The facility opened as Camp Adventure in the summer of 1994. In 1996, shortly before his death, it was renamed for Bob Magness, a very successful Denver cable television operator.

Development continued at Dobbins, also. In the late 1990s, the Travis Shooting Sports facility was developed. The Gates family provided funding for a new swimming pool, which opened in the summer of 2000, to replace the pool built with their earlier gift. In 2004, about 670 additional acres were purchased with a gift from the Gates Foundation to provide for future expansion. In 2006, the first programs at the Gates Outpost Camp were introduced as part of the Camp Dobbins program.

Peaceful Valley remains a working ranch. Approximately 1,000 acres are set aside for crops and cattle. The rancher, runs about 70 cow-calf pairs on the land. The "cash crops" of alfalfa, wheat, and oats are used to feed ranch livestock, as well as for sale. Income from the ranching operation helps provide for ranch maintenance and operation.

In 2021, Peaceful Valley Scout Ranch was renamed McNeil Scout Ranch at Peaceful Valley in honor of Charles S. McNeil, Council President from 2017-2019 for his generous contributions to Scouting in the Denver area.

A full history of McNeil Scout Ranch can be found at www.ScoutingColorado.org/Dobbins.



Guiding Principles of McNeil Scout Ranch

Boy Scouts of America Mission Statement

The mission of the Boy Scouts of America is to prepare young people to make ethical and moral choices over their lifetimes by instilling in them the values of the Scout Oath and Law.



Boy Scouts of America Vision Statement

The Boy Scouts of America will prepare every eligible youth in America to become responsible, participating citizen and leader who is guided by the Scout Oath and Law.

Greater Colorado Council Camping Department Mission Statement

The mission of Greater Colorado Council summer camping program is to provide each Scout with a memorable and challenging outdoor experience. GCC camps enrich the fundamentals of Scouting through unique opportunities for leadership and educational growth.

McNeil Scout Ranch Guiding Principals

Safety - Mission - Guest Service - Excellence - Ownership - Integrity

Scout Oath

On my honor, I will do my best, to do my duty to God and my country, and to obey the Scout Law; to help other people at all times; to keep myself physically strong, mentally awake, and morally straight.

Scout Law

A Scout is: Trustworthy, Loyal, Helpful, Friendly, Courteous, Kind, Obedient, Cheerful, Thrifty, Brave, Clean and Reverent.

Scouting 10 Essentials

First Aid Kit - Extra Clothing - Rain Gear - Water - Flashlight - Trail Food - Sun Protection - Map & Compass - Pocket Knife*

**At Scoutmaster discretion - In addition, Adult Leaders should carry car keys, wallet, cell phone and their medication.*

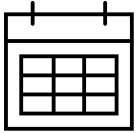
All participants and staff at McNeil Scout Ranch are expected to follow these guiding principles during their time at camp. 10 essentials must be in possession of all campers, at all times to *Be Prepared* in case of an emergency.



Prepared. For Life.™



Payment Information



Camp Reservation - Non- Refundable \$250 Fee for the Whole Unit (To hold the unit's reservation.)	Use this column to write what your unit owes to help keep track!
January 1st - 20% of Total Registration Due	
February 1st - 40% of Total Registration Due	
March 1st - 60% of Total Registration Due	
April 1st -80% of Total Registration Due	
May 1st - Balance of Total Registration Due	

Youth Participant Total Cost - \$465 | Adult Participant Total Cost - \$265

(Standard cost per participant. Does not include any promotions, discounts or camperships.)

Refunds

The Greater Colorado Council will refund 100% of paid camp fees if the camp cannot operate due to local, state or federal policies. Individual camper fees may also be refunded if their immediate family is affected by COVID-19 and are unable to participate in the camp program. Documentation must be provided. A **\$250 Unit Registration Fee** is non-refundable. All cancellations are based on a per person basis and are subject to the following guidelines:

- 31 days or more to check in: All paid fees.
- 21-30 days before check-in: 50% refund
- 0-20 days before check-in: 0% refund

Any cancellation made after the 20-day before scheduled attendance of camp will not receive a refund unless documentation is provided by a medical doctor, or there has been a death in the family. *All cancellations will be charged a processing fee of 5% of your total refund.* **Only Scoutmasters and the Camp Contact may request refunds.** All refunds will be paid to the person who made the payment. All refund requests should be submitted in writing to Jolynne Conrad. All refunds are subject to Camp Director approval.

Camperships

The Greater Colorado Council, Boy Scouts of America, strongly believes “no youth shall be denied a program experience because of lack of funds.” **However, every effort must be made by applicants to “earn their own way.”** Camperships are available to Greater Colorado Council youth for youth to attend summer camp and other select programs. Camperships are awarded up to 25% of the activity fee. The Campership form and more information can be found at www.ScoutingColorado.org/Dobbins and must be submitted 30 days in advance of the event. No funds will be granted after the event. The Campership program is available for Scouting YOUTH only.

Camp Cards

Greater Colorado Council Scouts are encouraged to sell Camp Cards to raise funds to attend summer camp. More information: <https://scoutingcolorado.org/giving/unit-fundraising/camp-cards/>.





Paperwork Checklist



Below is a list of required paperwork. Medical forms are through CampDoc, our secure online system for managing medical forms. CampDoc combines BSA and State of Colorado forms for easier use. **All medical forms must be submitted through CampDoc prior to camp.** Paper forms may be allowed on a case-by-case basis. Please email MSRHealth@Scouting.org to discuss your circumstances.

CAMP DOC IS NOT AVAILABLE UNTIL MARCH. UNITS WILL BE NOTIFIED WHEN IT IS AVAILABLE.

Youth Camper Checklist

- ✓ BSA Medical Form Parts A & B (Built In To CampDoc)
- ✓ BSA Medical Form Part C - Physical Evaluation **within 1 year** (Print, Fill Out & Sign, Scan to CampDoc)
 - *The physical must be within one year and cannot “expire” during camp. No exceptions.*
- ✓ Copy of Insurance Card (front and back) (Upload photo or scan to CampDoc)
 - *For Tri-Care please submit a Proof of Coverage letter.*
- ✓ Colorado Addendum: Immunizations (Print or Download, Fill Out, Scan to CampDoc)
 - This form **does** need to be signed by a doctor.
- ✓ Colorado Addendum: Additional Information (Built In To CampDoc)
- ✓ Colorado Addendum: Contract to Carry (only for youth carrying emergency meds)
- ✓ Special Diet Request Form - If applicable

Adult Camper Checklist

- ✓ BSA Medical Form Parts A & B (Built In To CampDoc)
- ✓ BSA Medical Form Part C - Physical Evaluation **within 1 year** (Print, Fill Out & Sign, Scan to CampDoc)
 - *The physical must be within one year and cannot “expire” during camp. No exceptions.*
- ✓ Copy of Insurance Card (front and back) (Upload photo or scan to CampDoc)
 - *For Tri-Care please submit a Proof of Coverage letter.*
- ✓ Youth Protection Training Certificate - Upload to CampDoc
- ✓ BSA Membership verification - Upload to CampDoc
- ✓ Special Diet Request Form - If applicable

Whole Unit Checklist (Bring this to Check-In on the First Day of Camp)

- ✓ Swim Classification Record (if completed before camp)
- ✓ Unit Arrival Roster and Seatbelt Inventory (can be completed at check-in)
- ✓ Check made out to Greater Colorado Council for any unpaid registration fees
- ✓ Family Night visitor count

ALL PAPERWORK FOR INDIVIDUALS IS DUE 11-DAYS PRIOR TO ARRIVAL. NO EXCEPTIONS.

ALL MEDICAL FORMS ARE ONLINE THROUGH CAMPDOC.





Pre-Camp Informational Meetings

Prior to camp, the Camp Management Team is always available by email to answer any questions you have. In addition, the following meetings are tentatively scheduled to provide information and answer questions. All dates and times are subject to change.

February 21, 2024 - 7:00pm via Zoom. [Register here.](#)

March 20, 2024 - 7:00pm via Zoom. [Register here.](#)

April 17, 2024 - 7:00pm via Zoom. [Register here.](#)



11-Day Meetings

11-days prior to your week at camp, you can meet virtually with the Camp Director to get last-minute information and answer any last-minute questions. These meetings are conducted virtually, via Zoom. Meeting invites will be sent to those who are registered for camp. Mark your calendar for the date for your week!

Week 1 - June 9-15	Wednesday, May 29 at 7pm	<i>All dates and times are subject to change and will only be communicated to the camp contact for each unit for each week via email.</i>
Week 2 - June 16-22	Wednesday, June 5 at 7pm	
Week 3 - June 23-29	Wednesday, June 12 at 7pm	
Week 4 - July 7-13	Wednesday, June 26 at 7pm	
Week 5 - July 14-20	Wednesday, July 3 at 7pm	

Text Message Alerts Before and During Camp

McNeil Scout Ranch utilizes a service where adult leaders can opt-in to receive messages and reminders prior to camp. Additionally, this will be used during camps for reminders, last-minute schedule changes, and communication in emergencies.

Only adults that will be **ATTENDING** camp can sign up for these. Please, no parents not attending camp.

To sign up, text the below code (including the '@') to 81010.

Week 1: @DOBW1

Week 2: @DOBW2

Week 3: @DOBW3

Week 4: @DOBW4

Week 5: @DOBW5

**Standard messaging rates apply.*



Check-In Process

We will be using staggered arrival times. Please plan to arrive at camp during your check-in time. If you arrive early, we will not be able to check you in.

Creede, Santa Fe, Sedalia, Victor, Campsite A	1:00pm
Dodge, Wichita, Deadwood, Stillwater	1:30pm
Ogallala, Abilene, El Paso, Raton	2:00pm
Cripple Creek, Laredo, Campsite B	2:30pm

Please do your best to have all vehicles in your unit arrive at the same time.

Once in the parking lot:

- Park all vehicles.
- Load all gear into one vehicle and trailer if available. Only one vehicle will be able to drive to the campsite.
- Unit Leader and SPL should check in at Headquarters and meet campsite host while vehicle is being loaded.
 - Any drivers needing a Special Needs Driving Permit, please have the drivers check-in at HQ as well.

After the vehicle is loaded and the unit is checked in, your campsite host will take you to a special spot for a unit picture!

After your photo is taken, you will walk to your campsite (and the one vehicle will drive). You will start setting up your campsite.

After your campsite is initially set up, your campsite host will take you on a camp tour. In this tour, you will complete your medical check-in, turn in youth medications, complete swim checks if needed. Make sure to bring your swimsuit (if swim checks are needed) and bring medications and any other health paperwork.

Check Out Process

Your campsite host will arrive at your campsite around 6:00am. You should begin packing your campsite at this time. Once your campsite is packed, a continental breakfast will be served from 7:00am-9:00am for your unit to stop by. Once you've packed, and had breakfast, check out and pick up your medications at Headquarters. The Trading Post will also be open for last-minute purchases on your way out.



22799 N. Elbert Road, Box 97, Elbert, CO 80106

NOTE: Some GPS units will not take you to the correct place once you are near the ranch.

From Denver

Take I-25 South to Exit 184 - Founders Pkwy
 Turn Left on to Founders Pkwy
 Take Founders Pkwy to Hwy 86 and Turn Left
 Follow Highway through Franktown and Elizabeth
 After Elizabeth, on the Right just before Kiowa will be North Elbert Road - Turn Right
 Continue through the Town of Elbert
 After the town, MSR will be on the left side
 Go to the 2nd Entrance - Not the barn!

From Colorado Springs

Take Highway US 24 Northeast out of CO Spgs
 Take US 24 through Falcon
 After Falcon, turn Left on to North Elbert Road
 Take North Elbert Road to MSR
 Turn Right at the First Entrance



Parent’s Camp Information Page - Provide this page to Parents!



22799 N. Elbert Road, Elbert, CO 80106

NOTE: Some GPS units will not take you to the correct place once you are near the ranch.

Camp Contact Information



303-648-3023 (Main Line, General Questions and Needs - No Camper Messages!)

720-960-8011 (Health Lodge - Monitored 24/6 (Note: This number has changed from previous years))



McNeilScoutRanch@Scouting.org (Monitored During Business Hours - NO Emergency or Camper Messages!)

MSRHealth@Scouting.org (Monitored During Business Hours -

For all Health-Related Questions - NO Emergency or Camper Messages!)



Camper Packages/Mail

Camper Name / Troop # / Week #

McNeil Scout Ranch

22799 N. Elbert Road | P.O. Box 97

Elbert, CO 80106

****NOTE:** Mail takes longer to rural areas, so please send in advance to ensure delivery while your Scout is at camp! Mail is delivered to the unit mailbox in HQ. Unit Adults must distribute mail. Mail received late will be returned to the sender.



Your Scout’s Troop Number:	
Your Scout’s Adult Driver to Camp Name & Cell Phone Number:	
Your Scout’s Adult On-Site Scoutmaster Name & Cell Phone Number:	
Your Scout’s Adult On-Site Secondary Scoutmaster Name & Cell Phone Number:	

IN AN EMERGENCY:



STAY HOME. DO NOT COME TO CAMP. It is the natural instinct for parents and guardians to come to their children during an emergency. Coming to camp will block or delay first responders and camp staff in their work. Additionally, you won’t be allowed to enter the camp.



STAY INFORMED. DO NOT CALL THE CAMP. All up-to-date information will be emailed to the parents/guardians listed in CampDoc. Additionally, information will be posted to the Camp and Council social media accounts. Do not call the camp, as that will tie up the limited phone lines available.



BE READY. Be prepared to follow instructions from the Greater Colorado Council if needed. If applicable, this will include Reunification information.



Camp Policies and Procedures

Campsite Rules and Accommodations

Tents/Cots - It is recommended that campers bring their own tents and cots or sleeping pads to increase comfort while at camp. Canvas wall tents are provided upon request. If your unit would like the camp to provide tents, please submit your request prior to camp. The request form is due 11-days before your arrival. No cots are provided from the camp. Click here for the tent request form. Please only submit your final request numbers to the form. **NO FLAMES IN TENTS**.

Sleeping Arrangements - Separate accommodations for adult males and females and youth males and females are required. Additionally, youth may not be more than two years apart in age. All youth and adults must tent separately, including families. Spouses may share tents. More information from the Guide to Safe Scouting.

Latrines - Each campsite has a vault latrine or flush toilets located conveniently in the campsite. There are flush toilets available for Scouts only during mealtimes in the dining hall. **Adults** may use flush toilets at the shower house or in Gilwell Hall.

Showers - Warm showers are available for Scouts to use in each campsite. It is recommended that Scouts shower at least every other day. **Adults** may use showers in the shower house or in Gilwell Hall. Units must develop a shower schedule in the campsite and adhere to it. This would designate times for youth males, youth females, adult males, and adult females.

ADA Campsite and Accommodations - There is an ADA campsite that is available for those that need it. If a Scout or Adult needs some extra help or accommodation, please email the Camp Director, Jack Loats, prior to camp to discuss your needs.



Electricity at the Campsite - There is one GFCI outlet in each latrine that can be used for purposes such as CPAP machines or other essential needs. Campers must bring their own extension cords.

Supervision in Campsites - Camp Staff - Along with adult supervision, Colorado laws require us to have a camp staff member located near your campsite. These staff members will be staying in grey tents and will have a light on the outside of the tent on at night. If you need any assistance at night, please see this staff member.

Supervision in Camp - Adults - We will provide a reflective stake at check in. Please place this outside the main Scoutmaster's tent for easy identification.

Adults are responsible for the youth in their unit while at camp. Adults are *“parents to all”* while in camp. As an adult leader, you are responsible for ensuring that youth are safe. This includes making sure they are following the rules, taking medications on time, and receiving meals. Additionally, adults must help ensure youth get to and from activities on time.

Any adult in camp can help enforce camp rules in a respectful manner to any youth. If you experience issues from a youth member in another unit, please reach out to their unit adults or contact camp management.

More information from the Guide to Safe Scouting.



Flags and Pioneering Structures - Flag poles are provided in most campsites, and units are allowed to raise Scouting related, state or country flags. Please no outside organization, movements, brands, commercial or humorous flags. Camp Management has the right to remove any flags flying or posted in the campsites that do not meet these guidelines. Units may bring pioneering equipment to construct structures in the campsite as long as they follow BSA guidelines. No supplies are provided by the camp.



Fires - Elbert County has a fire-ban during the summer months. Due to this, **no fires** will be allowed in the campsites. Propane use for cooking will be allowed. No flames in tents. No fireworks of any type.

Campsite Trash Removal - Daily trash removal will occur at each campsite. Please place tied bags at the driving entrance to your campsite at the road. (Make sure it is visible) Do not block the main road. **Place trash out BEFORE evening flags**. Trash will be picked up during dinner time. Do not leave trash out overnight. All trash must be placed in a troop trailer or vehicle to not attract critters.

Campsite Cleaning Supplies - All unit(s) in each campsite are responsible for the daily cleaning of their latrine. The camp provides brooms, a hose, trash bags, disinfectant cleaner, toilet paper, paper towels, hand soap and hand sanitizer. If your campsite is low or missing any supplies, notify your campsite host and/or the Camp Commissioner. **Due to state regulations DO NOT bring or use your own cleaning chemicals.**

Hammocks in Camp - Please follow the Guide to Safe Scouting on hammock use in camp. Hammocks cannot be “stacked” and the lowest point on the hammock cannot be higher than three feet off the ground to prevent injuries.

Campsite Hosts - Each campsite will be assigned a Campsite Host. A Campsite Host is a staff member that acts as a resource to your campsite from the camp. Campsite hosts will check you in and out of the campsite. The host will do a walk through with the Scoutmaster and SPL at check in to note any existing issues or damage and will do the check-out walk through to note any new issues or damage. Hosts are responsible for ensuring latrines are stocked adequately with toilet paper, paper towels, soap, hand sanitizer and cleaning supplies.



Camp and Ranch Rules and Regulations

Participant Requirements - All youth and adults that are staying at camp must be Registered Members of the Boy Scouts of America. **All adults must be current in Youth Protection Training and must submit proof in CampDoc prior to arrival.** The Scouter Code of Conduct, Guide to Safe Scouting and Youth Protection must be followed at all times. [More information from the Guide to Safe Scouting.](#)

Uniforms and Clothing - Activity Uniforms are appropriate anytime while at camp. Field Uniforms are requested to be worn for evening flags, dinner and campfire programs. Regardless, all clothing worn at camp must be appropriate. Clothing cannot contain references to drugs, alcohol, violence or weapons. All clothing must be at appropriate lengths and sizes as determined by each unit Scoutmaster. **Closed-toed shoes are required at all times except in showers or aquatic areas.**

Harassment/Bullying - The Boy Scouts of America has a zero-tolerance policy for harassment or bullying of any type. Please report any harassment or bullying from anyone to a camp Management Team Member. Scouts, adults or camp staff that are found to be harassing others will be required to leave the property and there will be no refund.

Language - Verbal abuse, discriminatory or derogatory remarks, belittling, extreme sarcasm, and off-color conversation and jokes are not tolerated from youth or adults.

Discipline and Treatment - Unit Leaders are responsible for discipline within their unit. Issues during camp will be reported to the unit leaders. All discipline must follow the Guide to Safe Scouting. Meals may not be denied as a form of punishment.

Removal from Camp - The Greater Colorado Council, BSA reserves the right to remove any person from BSA property for violation of camp rules, GCC policies, BSA policies or local, state or federal laws. In some cases, local law enforcement will be contacted. All decisions are final, and no refunds will be granted.



Tobacco Free Environment - Per State of Colorado law, McNeil Scout Ranch is a tobacco-free zone. No smoking, vaping, chewing or use of any tobacco products is permitted. There is no smoking anywhere on camp. Adults wishing to use tobacco must leave the property to use tobacco.

No Drugs or Alcohol - Illegal drugs and substances and alcohol have no place in Scouting and are not allowed on the property.

No Fires or Fireworks - Due to local fire bans, campfires and fireworks are prohibited. Propane cooking is ok. Ask your campsite host or call the camp prior to see if charcoal and propane fires will be allowed. Fire restrictions are based upon county guidelines.

No Weapons or Firearms - No weapons such as any firearms, archery equipment, or knives larger than a pocketknife are allowed at camp. All firearms and archery equipment are provided for programs - **DO NOT** bring your own. The BSA Scouter Code of Conduct prohibits carrying concealed or unconcealed firearms.

Surveillance Cameras in Use - Please note that surveillance cameras that record audio and video are used in various areas around the ranch 24/7/365 to assist with safety and security.



Possible Fines - Below is a list of possible fees based upon various possibilities such as damage and rule violations. Please be aware of these to avoid extra fees.

- Tents - Rips, tears, writing on canvas - \$10/inch
- Tents - Board damage - \$10-\$25
- Tents - Platform full replacement - \$200
- Fire Extinguisher - Unnecessarily discharged - \$50
- Trash in Pit Toilets - \$50 per toilet
- Missing Items from Campsite (brooms, hose, cleaning supplies etc) - *price determined by item missing*
- Parking Violation - \$50 per ticket
- Extension Cord Rental - \$50 per cord/per week
- Program Equipment - *price determined by damage*
- Personal Property - *price determined by damage*
- Damage to other camp property - *price determined by damage*

***All fines issued and amounts issued are at the discretion of the Camping Management Team.*

Pets and Animals - Please do not bring any pets to camp. ADA Service Animals are welcome. We do not allow emotional support animals. If you have a Service Animal, please let Ranch Director Jack Loats, know before you come to camp.

Wildlife in Camp - Camp is a wonderful place to see wildlife. Do not approach, touch or harass wildlife.

Bikes in Camp - Campers and adults are permitted to bring bikes to use around camp. Bikes must only be on roads, no trails. Helmets must be worn at all times. Lights must be used when riding at night. Bikes must be secured when not in use. Bikes are not allowed in buildings.

Buddy System - All campers must use the “buddy system” while in camp. Please help coordinate buddies within your unit for passing periods to and from activities. Consider having “triple” buddies if needed. **At no time shall a youth be alone.** Here is an [article from Scouting Magazine](#) about the buddy system. [More information from the Guide to Safe Scouting.](#)



Dining and Food Service

Dining Hall Food Service - During breakfast and dinner, units will eat together in the dining hall at their assigned tables. Please sit at your assigned tables so staff can find your unit during meals. After everyone has been served, second portions will be available on a first come, first served basis.

Kapers - For breakfast and dinner, each unit must send one (1) Scout for every eight (8) people (table) with a minimum of two (2) Scouts 15 minutes prior to each meal. These “Kapers” will set up chairs, place condiments, fill water pitchers and other needs as determined by the Dining Hall Steward. At the end of the meal, these Kapers will help clean the dining hall by wiping down their tables, returning any remaining dishes, throwing away trash, stacking chairs, and sweeping and mopping around their table. Kapers are not required for lunch, but we ask that the unit assist in cleaning up their area after the meal.

Lunch Service - Lunch will be served “cafeteria style.” When you arrive for lunch, you will get in line first, and then sit at your unit’s assigned tables. Unlike breakfast and dinner, you will not sit first and be dismissed to a line. Kapers are not needed for lunch. Each unit should assist in cleaning the area they sat at prior to leaving the dining hall.

Patrol Cooking - Patrol cooking will be an option for units in weeks 1, 2, & 3 only. Sunday Dinner, Friday Dinner and Saturday Breakfast will not be an option for patrol cooking. Units can opt into cooking any select meals (such as all the meals, or just dinners, etc). Units that desire to patrol cook must fill out the **“Unit Intent to Patrol Cook”** form by **May 1, 2024**. This form will notify the camp that you want to patrol cook at least one meal. Units that send intent will be sent the **“Patrol Cooking Final Numbers”** form and it must be completed **two weeks prior to arrival**. The camp will only provide the food to be cooked, regular campsite cleaning supplies such as paper towels and cleaner. The camp will also provide up to one propane tank per patrol during the week. More than one propane tank will need to be furnished by the unit or purchased from the camp. Each unit that desires to patrol cook must provide their own cooking and cleaning supplies such as dishes, stoves, utensils, and materials for the **4-bucket wash method (Cold Rinse, Hot Wash, Hot Rinse, Cold Sanitizer)**. Sanitizer and dish soap will be provided by the camp if needed. **The unit must provide a vehicle and adult(s) to pick up meals at Magness Adventure Camp.**



Special Diets - The camp is able to accommodate most special diets for medical or religious purposes. This includes gluten free, vegetarian, vegan, dairy free, and specific omissions of food such as nuts. **The camp cannot accommodate very specific diets that consist of only a few acceptable items or contain numerous omissions.** At all meals, anyone will be welcome to view the ingredient lists for any of the food served. **The camp cannot guarantee 100% prevention of cross-contamination but will make efforts to prevent it.** If any camper has a very specific diet, the camper (and their parent/guardian) can make arrangements to bring their own food and store it in the camp kitchen. Arrangements can be made to cook their own food or receive some limited assistance from kitchen staff. **All requests for special diets must be made online no later than four (4) weeks prior to arrival.** The Special Diet Request Form can be found on the website or through CampDoc. For further questions and discussion, please email the Food Services Director at MSRFoodService@Scouting.org AND the Camp Director, Jack Loats at Jack.Loats@Scouting.org.



SAMPLE DINING HALL MENU - SUBJECT TO CHANGE

FINAL MENU AND PATROL COOKING MENU WILL BE AVAILABLE PRIOR TO CAMP

SAMPLE CAMP CRIS DOBBINS DINING HALL MENU – SUBJECT TO CHANGE – FINAL MENU WILL BE AVAILABLE PRIOR TO CAMP

Sunday	Monday	Tuesday	Wednesday	Thursday	Friday	Saturday
	Breakfast: Cinnamon Rolls Eggs Bacon Hash browns Oatmeal Bar Cereal Fruit Apple or Orange Juice, Milk, Coffee	Breakfast: Pancakes Sausage Links Cream of Wheat Cereal Fruit Apple or Orange Juice, Milk, Coffee	Breakfast: Biscuits and Sausage with Gravy Scrambled Eggs Oatmeal Bar Cereal Fruit Apple or Orange Juice, Milk, Coffee	Thursday: Waffles French Toast Sausage Links Grits Cereal Fruit Apple or Orange Juice, Milk, Coffee	Breakfast: Egg Sandwich Sausage Patty Cheese Slice Oatmeal Bar Cereal Fruit Apple or Orange Juice, Milk, Coffee	Breakfast: Mini Omelets Hashbrowns Cereal Fruit Apple or Orange Juice, Milk, Coffee
	Lunch: Meatball Subs Green Beans Chips Salad Bar / Fruit Bug Juice, Lemonade, Milk	Lunch: Tacos with fixings Spanish Rice Salad Bar / Fruit Bug Juice, Lemonade, Milk	Lunch: McRib Sandwich Cheesy Scallops' Potatoes Salad bar / Fruit Bug Juice, Lemonade, Milk	Lunch: Chili Dogs with Fritos Carrots & Celery <i>Sesame Chicken and Rice</i> Salad bar / Fruit Bug Juice, Lemonade, Milk	Lunch: Pizza Chips Salad bar / Fruit Bug Juice, Lemonade, Milk	
Dinner: Hamburger Bar Baked Beans Vegetable Medley Salad Bar / Fruit Bug Juice, Lemonade, Milk	Dinner: Chicken Tenders Mashed Potatoes Broccoli Salad Bar / Fruit Bug Juice, Lemonade, Milk	Dinner: Beef Stroganoff <i>Chicken Alfredo</i> Green Beans Salad Bar / Fruit Bug Juice, Lemonade, Milk	Dinner: Jambalaya Broccoli Corn Bread Salad Bar / Fruit Bug Juice, Lemonade, Milk	Dinner: Zetia Noodles Italian Mixed Vegetables Salad Bar / Fruit Bug Juice, Lemonade, Milk	Dinner: Family Night Pulled Pork Baked Beans Mac & Cheese Corn on the Cob Cornbread Salad Bar / Fruit Bug Juice, Lemonade, Milk	



Youth Protection and Mandatory Reporting



It is required that all adults attending summer camp have taken Youth Protection Training. Proof of training will be required to be uploaded to CampDoc. Colorado law and BSA policy mandates that all camp staff, adult volunteers and other members of the Boy Scouts of America are mandatory reporters of suspected child abuse and neglect. Abuse can include adult on youth and youth on youth contact.

While we do not wish or anticipate abuse to occur at camp, in rare instances it happened. Please follow the guidelines below.

If you suspect child abuse or neglect while at summer camp:

You are a mandatory reporter as a member of the Boy Scouts of America. You must take the following steps, and you cannot designate this to anyone else. Child abuse or neglect suspicions can be from home and noticed at camp or can occur at camp.

1. **Ensure that everyone is safe before doing anything.**
2. **Notify the Camp Director and/or Ranger/Superintendent and/or designee immediately.** You can contact them by going to any camp staff member. These individuals will assist you in making a report but cannot do it for you.
3. **Notify the local law enforcement agency if applicable.** (Abuse occurred at camp or there are physical injuries or signs). Elbert County Sheriff - 911 or 303-660-7500.
4. **Notify the Colorado Department of Human Services.** 1-844-CO-4-KIDS (844-264-5437). This number can be used for reporting anywhere in the state. For youth that reside outside of Colorado, call this number and they will transfer the report to the appropriate state.

Child abuse and neglect reports should not be investigated by anyone other than law enforcement or human services. Camp Management will collect basic demographic data and the basic report for BSA reporting purposes. Please cooperate in this process. For any report or suspicion, reports will be made, and parents/guardians and unit leaders will NOT be notified.

The Greater Colorado Council, BSA operates several childcare facilities and are licensed by the State of Colorado. This includes McNeil Scout Ranch at Peaceful Valley. The license indicates that the program has met the required standards for the operation of a childcare facility. The

current license and most recent inspection report is available for review at camp headquarters or at the Council Service Center. Additionally, if you would like to file a complaint about McNeil Scout Ranch (license #47810) as it relates to Colorado Child Care Facility Regulations, please contact the Colorado Department of Human Services, Office of Early Childhood at 303-866-4511.

We all play a role in preventing **child abuse and neglect.**



1-844-CO-4-KIDS
(1-844-264-5437)



Medical Information

Safety is a top-priority at McNeil Scout Ranch. In some cases, accidents that result in injury or illness occur. The ranch maintains a well-stocked medical lodge that serves similar to a “clinic”. The lodge maintains first-aid supplies and over-the-counter medications for youth, adults and staff. Health staff are all trained and certified medical staff. Campers are encouraged to seek any staff member for basic first aid needs such as needing a band-aid.



In major medical emergencies, the Health Staff have direct communication with local Emergency Medical Services (EMS) and have protocols in place for working with EMS. **If you experience or witness a major medical emergency, please notify the nearest staff member. Our health team can provide care and contact EMS quicker than calling 9-1-1.** For minor medical issues, please go to the health lodge.

In any case, if the medical care that is needed exceeds what the health staff are able to care for, the patient will be turned over to local EMS, or sent to a higher-care facility such as an urgent care or hospital.

<p><u>General Health Lodge Hours</u> Daily 8:00am to 9:30pm - “Clinic Needs” <i>(Think beyond basic first aid)</i></p> <p>9:30pm-8:00am Emergencies Only <i>(Think what you would call 911 for or go to the ER for)</i></p>	<p><u>General Medication Administration Times</u> Morning Meds: 7:00am-9:00am Lunch Meds: 11:30am-1:00pm Dinner Meds: 5:30pm-7:30pm Bedtime Meds: 8:30pm-9:30pm <i>Meds are dispensed only at these times. Meds will not be dispensed at any other time unless the medication calls for another time.</i></p>
<p>When in doubt, stop by the med lodge. The Health Staff are always happy to help. <i>(Except after 10pm, please only emergencies!)</i></p>	

Communicable Diseases and Sickness at Camp

McNeil Scout Ranch and the Greater Colorado Council will follow any local, state or federal health orders if they apply to a summer camp or childcare facility. Steps are taken to prevent the spread of communicable diseases but cannot be fully prevented. Measures such as camper intake screening and proper cleaning and sanitation will be in place at camp. Face masks, gloves and cleaning supplies are available upon request. If you have any questions or concerns, please email MSRHealth@Scouting.org.

Weather Safety

McNeil Scout Ranch sees daily high temperatures in the 80’s or higher and nightly lows in the 40’s. Please plan accordingly. If you get cold easily, bring layers and appropriate sleeping equipment. During the day, be sure to use sunscreen, hats, sunglasses and other sun protection equipment.

Generally, we see many rain showers in the afternoons in July. They can also happen in June. Please bring adequate rain gear. Emergency ponchos are not adequate rain gear.



Medications for Youth and Adults

YOUTH:

Over-The Counter Medications: It is not necessary to send OTC's to camp as the health lodge is stocked with many OTCs.

Under Colorado Law, all youth coming to camp must check in all medications to health staff. Medications must be dispensed by health staff. Additionally:

- All medications must be turned in to health staff except emergency medications (inhalers, epinephrine etc) but it must be accompanied by a Contract to Carry.
- All medications must be dispensed by health staff.
- **All medications, prescription or over-the-counter must come to camp in original containers with information/instructions visible and marked with the Scout's name and troop number. NO pill sorters/organizers, pills in a bag or other container.**
- Medication not in original containers will not be dispensed.
- No medical marijuana or herbal supplements.

All youth medication will be returned to the unit Scoutmaster at check out.

YOUTH MEDICATION ADMINISTRATION:

Youth must report to the health lodge to obtain medications during the designated medication administration times. Meds will not be dispensed outside of these times unless the instructions call for a different time.

The Health Staff will enforce the following policy regarding missed medications. (Prescribed medications, not including "as-needed" medications.)

1. The first time the Scout misses their medication time, they will receive a verbal warning from Health Staff. We understand a new environment and schedule can cause confusion.
2. The second time the Scout misses their medication time, the health staff will alert unit leadership via a mailbox notice.
3. The third time the Scout misses their medication time, a call or email will be sent to the parents or guardians. Additionally, the unit leaders will be notified again.
4. The fourth time the Scout misses their medication time, the Scout will be sent home. This is a last resort and efforts will be made to ensure Scouts are educated in taking their medications.

Unit Leaders are required to assist in making sure Scouts obtain their medications on time.

ADULTS:

Adults may bring their own medication and keep it with them as long as it is **LOCKED UP** (car or lockbox) and inaccessible to any youth. The med lodge has many over-the-counter medications available for any adult who needs them.



IN AN EMERGENCY TAKE ACTION



HOLD! In your area. Clear the roads and trails.

NO SIREN – STAFF ANNOUNCEMENT ONLY

CAMPERS

Clear the roads and trails and remain in area until the "All Clear" is announced
Do business as usual

STAFF

Keep campers in area
Account for campers
Do business as usual



SECURE! Get in main camp. Lock the gates.

NO SIREN – STAFF ANNOUNCEMENT ONLY

CAMPERS

Return to main camp area
Do business as usual

STAFF

Bring everyone to main camp
Lock the gates
Increase situational awareness
Account for campers
Do business as usual



LOCKDOWN! Locks, lights, out of sight.

SHORT WAVY SIREN – ALL CLEAR IS EVACUATE SIREN

CAMPERS

Move to a lockable building or wooded area away from sight
Maintain silence
Do not open the door
Prepare to evade or defend
Evade if unable to hide

STAFF

Lead campers to safety
Lock doors/turn out the lights
Move away from sight
Do not open the door
Maintain silence
Account for occupants and staff
Prepare to evade or defend



EVACUATE! (Report to McKenzie's Range)

LONG FLAT SIREN

CAMPERS

Evacuate to specified location
Bring your phone
Instructions may be provided about retaining or leaving belongings

STAFF

Lead evacuation to specified location
Account for campers using card system
Notify if missing, extra or injured people



SHELTER! Hazard and safety strategy.

CAMPERS

Use appropriate safety strategy for the hazard

Hazard

Tornado

Safety Strategy

****LONG WAVY SIREN****
Report to Gilwell Hall or
Lie flat in ditch/depression

Heavy Rain/Hail

Take shelter in building or tent (No Siren)

Earthquake

Drop! Cover! Hold On!
(No Siren)

STAFF

Lead safety strategy
Account for campers
Notify if missing, extra or injured people

© Copyright 2009-2020, All Rights Reserved. The "I Love U Guys" Foundation, Conifer, CO. The Standard Response Protocol and Logo are Trademarks of The "I Love U Guys" Foundation and may be registered in certain jurisdictions. This material may be duplicated for distribution per "SRP Terms of Use". SRP BIZ 2021 Poster_EN | V.3.2 | Revised: 05/30/2020 | <http://iloveuguy.org>



A full copy of the emergency procedures will be provided at check-in. An emergency drill using sirens will occur at the first flag ceremony. Please prepare those that may be trauma sensitive.



Camp Cris Dobbins Pro Tips

Cell Phone Coverage - The ranch has a cell phone tower on site. The only current provider is AT&T. With AT&T you will receive great coverage including data. For Verizon, you will generally receive decent cell service, but data will be limited. T-Mobile will have limited coverage and data. Other providers will have limited service.

Wifi Access - Limited wifi access will be available for adults only. A list of locations and how to access will be provided at check-in. Our internet access is very limited, and primarily reserved for business purposes. The wifi may have restricted bandwidth or can become unavailable at any time without notice. **Please do not count on our wifi to stay connected to work or other purposes.**

Swim Checks - It is recommended that units conduct swim classification checks prior to camp as these will make the first day easier and will allow units to use these classifications for other activities within the unit. Instructions on how to do this can be found here. If units can swim test as many of their members as possible, check in will be easier for those. Worry not, if you cannot complete this, you can do it at camp.

Arriving for Check-In - It makes it easier for units if they can arrive together. On the way to camp, consider stopping in Elizabeth or Falcon to gather vehicles so that you can arrive close together. This will make parking, check-in and gear hauls easier for your unit.

Text Message Alerts - Adult leaders attending camp should sign up for text message alerts to receive updates before and during camp. This will be used to communicate during camp and also during emergencies. Please, no parents.

Troop Mailboxes - Each unit will have a “mailbox” in headquarters. Incoming mail, notes from staff, notes from health staff and other forms and records will be distributed here. Please check this when the office is open, at least twice a day.

Maintenance Issues - With a 3,400 acre ranch, we sometimes miss maintenance issues or needs. If you notice something that needs attention, please report it to headquarters.

Lost and Found - The camp maintains one main lost and found at Headquarters. All areas will bring any lost and found to this location daily. Valuables are kept in the office.

Charging Availability - For adults that need to charge their personal electronic devices, they may find outlets in the Adult Shower House, Headquarters, and the Adult Leader Lounge at the Trading Post. You must provide your own chargers. We recommend that items are not left unattended.

Adult Leader Lounge - For adults that need a space to charge devices, take a break, work, read, etc, the Adult Leader Lounge is available at the Trading Post with plenty of outlets, air conditioning and is close to the Trading Post to grab some snacks! Additionally, adults may use the Headquarters Conference Room during office open hours and if the room is not reserved. Unlike in past years, Gilwell Hall is not available as a lounge due to classes, training and meetings occurring in that space.



Trading Post

Camp Cris Dobbins maintains a well-stocked trading post for both youth and adult campers to enjoy. Products include souvenirs ranging from t-shirts, jackets & hoodies, hats & beanies, lanyards, stickers, water bottles and many other souvenirs. Souvenirs are branded with Camp Cris Dobbins, McNeil Scout Ranch and Scouting Colorado brands.

The Trading Post also maintains a well-stocked concession stand. We proudly serve Pepsi products including Gatorade. snacks, candy bars, ice cream and slushies are also available.

For your enjoyment, the camp also stocks several vending machines around the camp for 24/7 access. The machines are stocked with Pepsi and Gatorade products. Vending machines can be found at the Trading Post, Headquarters, Adult Shower House and Gilwell Hall.

For each youth's enjoyment, we suggest that each youth bring \$100 during their stay in order to purchase snacks, drinks and souvenirs. The trading post accepts cash, credit/debit cards, Apple Pay and Samsung Pay.

The hours for the store will be available at check in.

Family Night

Each week during camp, family night will be on Friday nights. Family night begins at 4:00pm. Families are welcome to join any time after lunch if they would like. For dinner, visitors must pay \$10 if they will be eating a dinner meal. Tickets are \$10 per person. Tickets may be purchased online ahead of time [here](#). If visitors are not eating, no meal ticket is necessary. **ALL VISITORS MUST SIGN IN AT HEADQUARTERS UPON ARRIVAL TO CAMP.** Family Night will end at the end of closing campfire which will be around 8:30 or 9:00pm. Families may leave at any time. **No overnight stays.**

Visitors In Camp

Visitors are welcome in camp anytime from 8:00am-8:00pm Monday-Friday or 1:00pm-8:00pm on Sunday. **ALL VISITORS MUST SIGN IN AND OUT AT THE CAMP OFFICE.** Visitors must be listed on a participant's medical form as an authorized adult to visit. If you would like to discuss further, email us at McNeilScoutRanch@Scouting.org.

Are you passionate about Peaceful Valley?

The Peaceful Valley Alumni Association is a group of veteran Scouters and former camp staffers dedicated to the preservation, maintenance, and program support at McNeil Scout Ranch. If you attended PV as a Scout, served as an adult leader, or served on camp staff, consider joining the PVAA. [More information.](#)



Helpful Documents and Links

[Kapering Schedule](#)

[Campsite Shower Schedule](#)

[Camp Cris Dobbins Map](#)

[Program Guide](#)

[Camp Schedule](#)

[ATV Waiver \(For Scouts Taking ATV\)](#)

[ATV Pre-Course](#)

[Cowboy Action Waiver](#)

[Rafting Waiver](#)

[Emergency Procedures](#)

[Parent's Page](#)

[Packing list](#)

[Family Night Meal Ticket Purchase](#)

[Special Diet Request Form](#)

[Swim Classification Record & Instructions](#)

[Check-in Roster and Seatbelt Inventory](#)

